







Architectural Design with colour, texture and tonal quality to match with adjacent urban context

Architectural Design with colour, texture and tonal quality to match with adjacent urban context



**EXISTING TREES TO BE RETAINED**  
(INDICATIVE ONLY EXACT NO. & LOCATIONS TO BE DETERMINED DURING THE TREE FELLING APPLICATION)

**PROPOSED TREE PLANTING**  
(INDICATIVE ONLY EXACT NO. & LOCATIONS TO BE DETERMINED DURING THE TREE FELLING APPLICATION)

-  PROPOSED PLANTING AREA
-  PROPOSED ABOVE GROUND STRUCTURE
-  PEDESTRAIN ACCESS
-  VEHICLE ACCESS
-  PROPOSED WORKS AREA

**NOTE:**

This drawing does not indicate precise no. and locations of retained trees & compensatory trees.

The precise no. of trees to be retained, transplanted and felled together with the required nos. and locations of compensatory trees shall be determined and agreed separately with government during the Tree Felling Application process under ETWB TC 3/2006.

SCALE	A3 1:1000	DATE	FEB 2008
CHECK	SGYJ	DRAWN	SGYJ
JOB No.	60017115	DRAWING No.	5.6.9
		REV	-